

### DIMENSIONI E PORTATE

Cerniera per anta (art. 00564-00564FFF1-00564FFF2)

### DIMENSIONS AND CAPACITIES

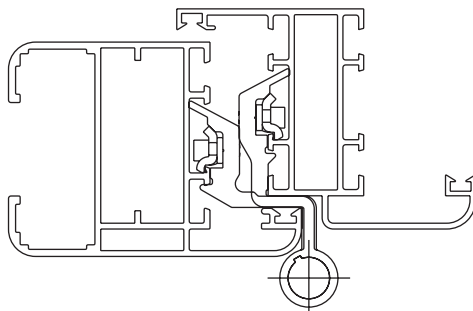
Hinge for Wing

(art. 00564-00564FFF1-00564FFF2)

### DIMENSIONES Y CAPACIDADES

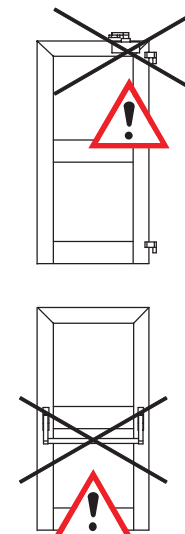
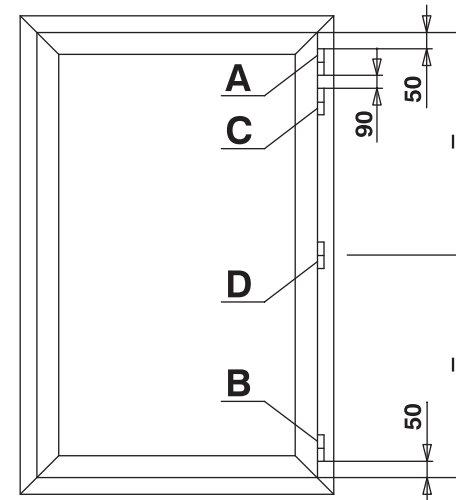
Bisagra para practicable

(art. 00564-00564FFF1-00564FFF2)



SPESSORE VETRO MAX (mm)  
THICKNESS GLASS MAX (mm)  
ESPESOR DEL VIDRIO MAX (mm)

	<b>A+B+D</b>							
2000	16	13	11	10	9	8	<b>A+B+C+D</b>	
1900	17	14	12	11	9	8		
1800	18	15	13	11	10	8	<b>A+B+C</b>	
1700	18	15	13	11	10	8		
1600	19	16	13	12	10	8	<b>A+B</b>	
1500	20	17	14	13	10	8		
1400	21	18	15	13	10	8	<b>NON REALIZZABILE NOT POSSIBLE NO PUEDE REALIZARSE</b>	
1300	23	19	16	13	10	8		
1200	25	21	16	13	10	8		
1100	27	22	16	13	10	8		
1000	29	22	16	13	10	8		
900	32	22	16	13				
800	32	22	16					
700	32	22						
600	32							
500	32							
	<b>A+B</b>	400	500	600	700	800	900	1000
		LARGHEZZA ANTA (mm) WIDTH SHUTTER (mm) ANCHURA HOJA (mm)						



**ATTENZIONE:** le portate vengono garantite se non vi sono impedimenti nella movimentazione dell'anta che forzino in modo anomalo le cerniere.

**WARNING:** load bearing capacities are guaranteed if there are no impediments to wing movement which force the hinge in an abnormal manner.

**ATENCION:** las capacidades quedan aseguradas siempre y cuando no existan elementos que obstaculicen los movimientos de la hoja fuercen las bisagras de manera anómala.