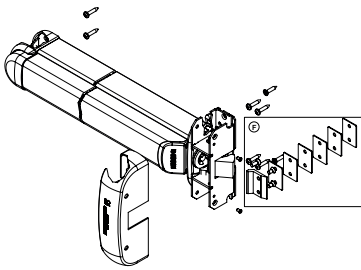


## AP002 LATERAL



### Functions

TOUCH-BAR type panic exit device for surface mounting.

Online data sheet



### Technical Features

The lateral version AP002 system consists of:

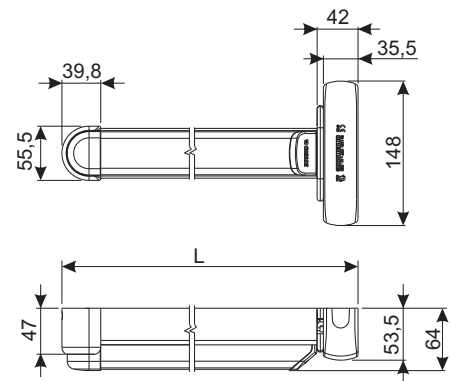
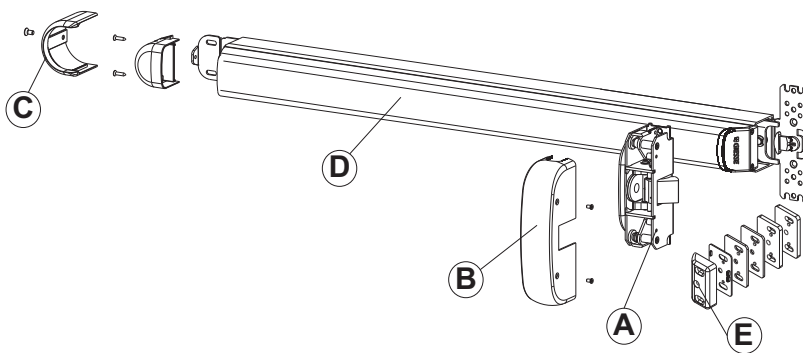
- the reversible mechanism (A) with a lateral spring latch and the mechanism protection plug (B)
- the pre-assembled round coupling shim (C)
- the base with push-bar and mechanism (D), with assembled front and rear caps
- the adjustable lateral striker (E) to be installed by the lateral spring latch of the main mechanism and its stackable shims to be placed under the striker for profiles with different steps (no. 1 shim size 1 mm, no. 2 shims size 2 mm and no. 2 shims size 4 mm)

The version suited for use on fire doors AP001F has a steel lateral striker (F) (instead of zamak as on the standard version) and a set of overlapping shims for use on profiles with different steps.

The lateral AP002 system is to be combined with the additional locking mechanisms.

### Materials

- Mechanism in zinc plated steel
- Painted steel mechanism protection plug
- Push-bar in extruded aluminium
- Spring latch in stainless steel
- Striker in zamak and polyamide shims for AP002 version
- Striker and shims in stainless steel for AP002F version
- Fixing screws, zinc-coated steel



Item code	Description	Version	Bar length L [mm]	Sash width [mm]	Striker provided	Base Raw	Anodised Elox	Painted	Trend/Gold Brass	Pieces per pack
07410	PANIC EXIT DEVICE AP002 LATERAL	SHORT	840	up to 1000	zamak			X		1
07411	PANIC EXIT DEVICE AP002 LATERAL	AVERAGE	1170	from 1001 to 1200	zamak			X		1
07412	PANIC EXIT DEVICE AP002 LATERAL	LONG	1300	from 1201 to 1500	zamak			X		1
07420	PANIC EXIT DEVICE AP002F LATERAL FOR FIRE DOORS	SHORT	840	up to 1000	stainless steel			X		1
07421	PANIC EXIT DEVICE AP002F LATERAL FOR FIRE DOORS	AVERAGE	1170	from 1001 to 1200	stainless steel			X		1
07422	PANIC EXIT DEVICE AP002F LATERAL FOR FIRE DOORS	LONG	1300	from 1201 to 1500	stainless steel			X		1