


BLANK CREMONE ASSEMBLY

Functions

Specific equipment for assembling the case and handle of the GIESSE Cremone purchased blank.

Online data sheet

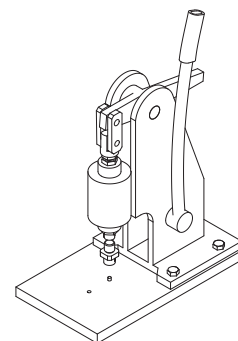


Technical Features

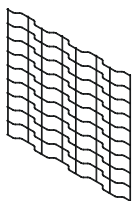
To make it possible to assemble cremones after final painting, GIESSE has developed specific equipment: the manual lever press and pallets to support the cremone pull handles.

Using an appropriate pallet, for Prima, Asia, Euro or Unica, accomplishes the delicate phase of driving in the rotor without damaging the case and handle. The press punch can be adjusted to have an appropriate pressure on the rotor depending on the cremone to be assembled.

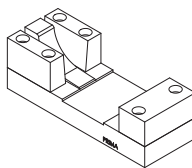
Manual lever press



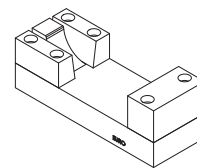
Support cover for painting



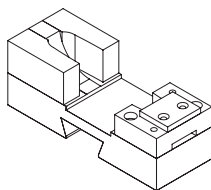
Pallet for PRIMA cremone



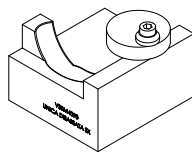
Pallet for EURO cremone



Pallet for UNICA cremone



UNICA CW2 lh cremone pallet



Item code	Description	For articles	Base Raw	Anodised Elox	Painted	Trend/Gold Brass	Pieces per pack
04085	SUPPORT COVER FOR PAINTING	-	X				10
07000	MANUAL LEVER PRESS	07002 - 07003 - 07005	X				1
07002	PRIMA CREMONE PALLET	01024U - 01038 - 01039	X				1
07003	EURO CREMONE PALLET	01090K - 01000U - 01037 - 01094	X				1
07005	UNICA CREMONE PALLET	01150N - 01157N - 01159N - 01155N - 01164N - 01165N - 01166N - 01173N	X				1
07006	UNICA CW2 LH CREMONE PALLET	011702	X				1
07008	ASIA CREMONE PALLET	01064 - 01076 - 01083 - 01084	X				1
07009	PRIMA KEY CREMONE PALLET	01191 - 01192 - 01193 - 01194 - 01195	X				1
07012	PALLET FOR ASIA OUTWARD CREMONE	01077 - 01063	X				1