


PULLEYS CONNECTION ROD



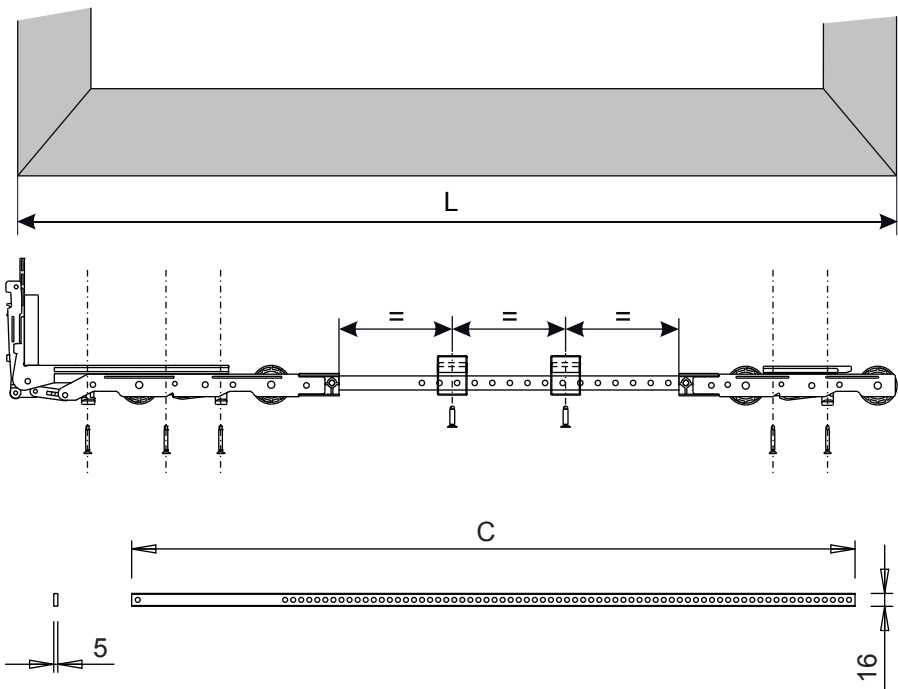
Functions
GS3000 lift and slide system pulleys connection rod.

Online data sheet

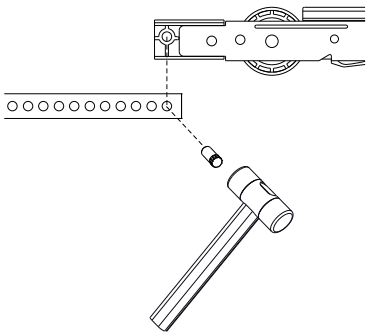


Technical features
The connection rod transmits drive from the main pulley to the secondary pulley.
Available in three different sizes, to be cut in accordance with the sash width.
Compatible with all pulley versions.

Materials
Zinc plated steel




Rod to pulleys fixing



| Item code | Description | Rod length (C) | Sash width (L) (*) | Base Raw | Anodised Elox | Painted | Trend/Gold Brass | Pieces per pack |
|-----------|--------------------------------------|----------------|--------------------|----------|---------------|---------|------------------|-----------------|
| 07146 | Pulleys connection rod 900 - GS3000 | 900 mm | 600 - 1500 mm | X | | | | 5 |
| 07147 | Pulleys connection rod 1400 - GS3000 | 1400 mm | 1501 - 2000 mm | X | | | | 5 |
| 07148 | Pulleys connection rod 1900 - GS3000 | 1900 mm | 2001 - 2500 mm | X | | | | 5 |

(*) the dimensions are referred to the minimum and maximum sash width that can be constructed with the selected rod. When using additional pulleys the maximum permissible sash width is 3350 mm.

PULLEYS CONNECTION ROD



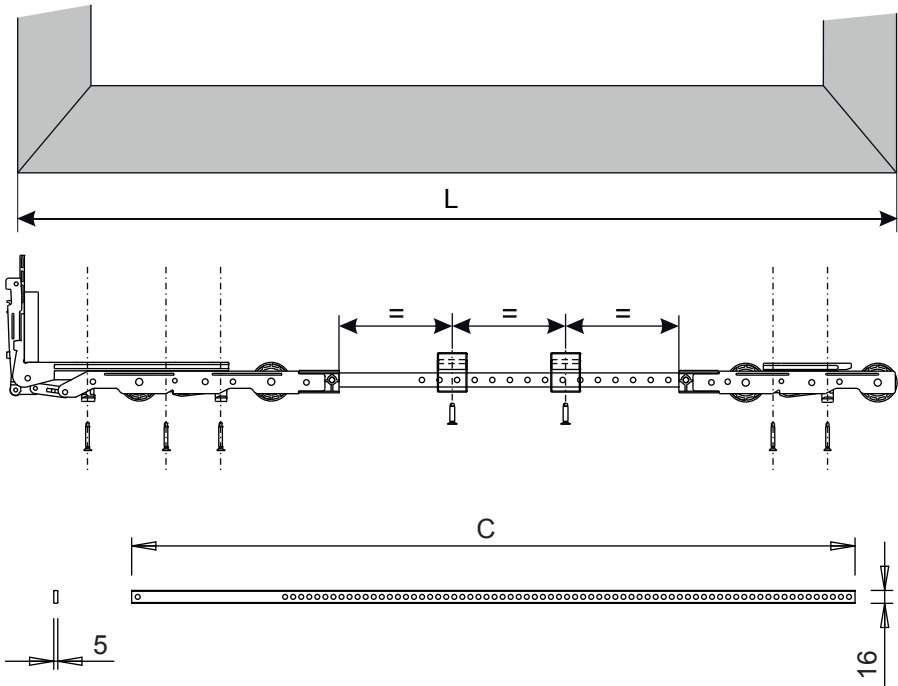
Functions
GS3000 lift and slide system pulleys connection rod.

Online data sheet

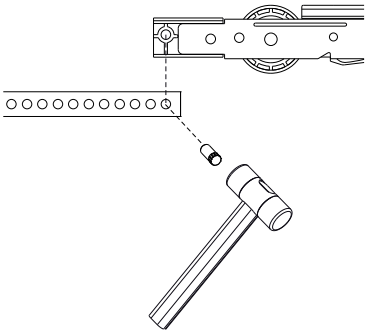


Technical features
The connection rod transmits drive from the main pulley to the secondary pulley.
Available in three different sizes, to be cut in accordance with the sash width.
Compatible with all pulley versions.

Materials
Zinc plated steel



Rod to pulleys fixing



| Item code | Description | Rod length (C) | Sash width (L) (*) | Base Raw | Anodised Elox | Painted | Trend/Gold Brass | Pieces per pack |
|-----------|--------------------------------------|----------------|--------------------|----------|---------------|---------|------------------|-----------------|
| 07146 | Pulleys connection rod 900 - GS3000 | 900 mm | 600 - 1500 mm | X | | | | 5 |
| 07147 | Pulleys connection rod 1400 - GS3000 | 1400 mm | 1501 - 2000 mm | X | | | | 5 |
| 07148 | Pulleys connection rod 1900 - GS3000 | 1900 mm | 2001 - 2500 mm | X | | | | 5 |

(*) the dimensions are referred to the minimum and maximum sash width that can be constructed with the selected rod. When using additional pulleys the maximum permissible sash width is 3350 mm.