

## CHIC 3D 130 HINGES AND ARMS ERRE

### Functions

Set of hinges (top and bottom), completely pre-assembled and ready to be installed on the profile.

### Technical Features

They enable tilt-and-turn opening combined with the mechanisms.

Micro-ventilation and logica versions.

The arm is equipped with micro-ventilation as standard (adjustable).

Moving the fastening pawl takes the arm from conventional to logica.

The T2 arm is adjustable: the opening "A" goes from 178 mm (base) to 148 mm.

### Materials

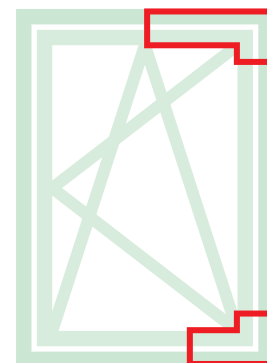
Corner support made of zamak

Connecting brackets and hinge plates made of zinc plated steel

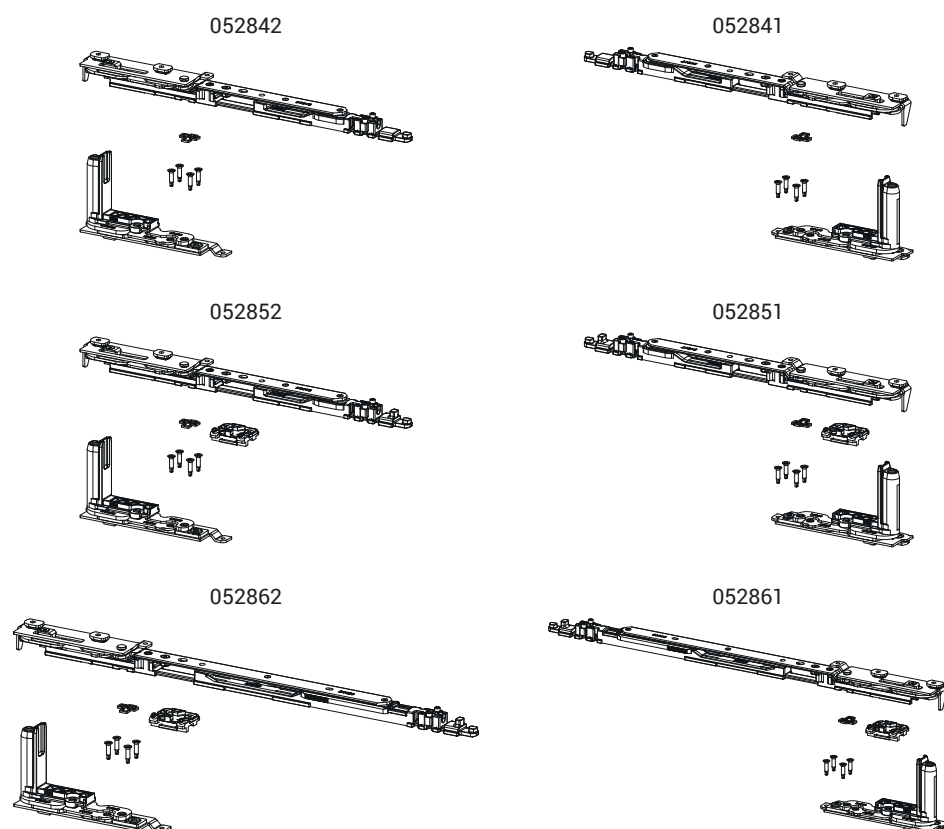
Pins made of 304 grade stainless steel and aluminium bronze

Cams made of zinc plated steel

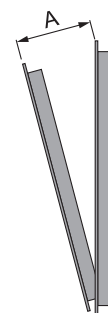
Connecting bracket and arm rod made of 304 grade stainless steel



Online data sheet



Sash opening



Item code	Description	PROFILE CROSS - SECTION	Range (mm)	Version	A (mm)	Hand	Base Raw	Anodised Elox	Painted	Trend/Gold Brass	Pieces per pack
052841	CHIC 130 ERRE - T1 ARM T&T KIT	C007	L 450 ÷ 475	-	98	RX	X				10
052842	CHIC 130 ERRE - T1 ARM T&T KIT	C007	L 450 ÷ 475	-	98	LX	X				10
052851	CHIC 130 ERRE - T1 ARM T&T KIT	C007	L 475 ÷ 700	Micro	98	RX	X				10
052852	CHIC 130 ERRE - T1 ARM T&T KIT	C007	L 475 ÷ 700	Micro	98	LX	X				10
052861	CHIC 130 ERRE - T2 ARM T&T KIT	C007	L 600 ÷ 1600	Micro	148÷178	RX	X				10
052862	CHIC 130 ERRE - T2 ARM T&T KIT	C007	L 600 ÷ 1600	Micro	148÷178	LX	X				10