



KORA CREMONE

Functions

Reversible cremone handle for operating the GIESSE Sash, Tilt-and-Turn Window and Tilt-and-Turn Window with Microventilation mechanisms.

Online data sheet



Technical Features

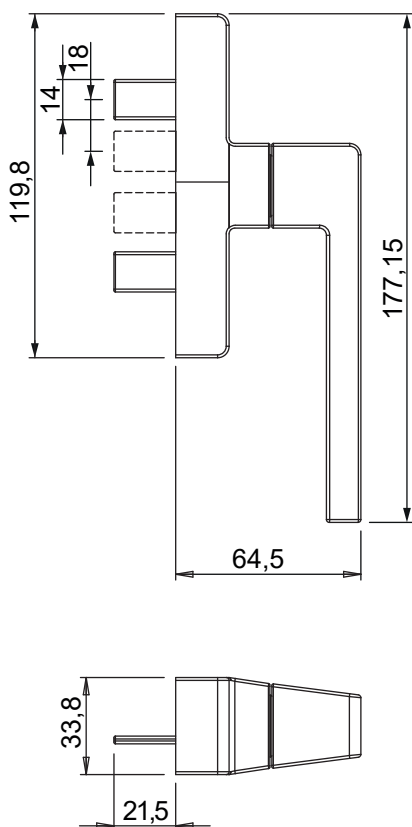
The use of high quality die-cast materials and the GIESSE painting system guarantee excellent mechanical performance, together with colour uniformity and good abrasion resistance.

The Kora cremone has a fixing C/C distance of 104 mm and 92 mm, but can be easily adapted for fixing with a C/C distance of 84 and 98 mm.

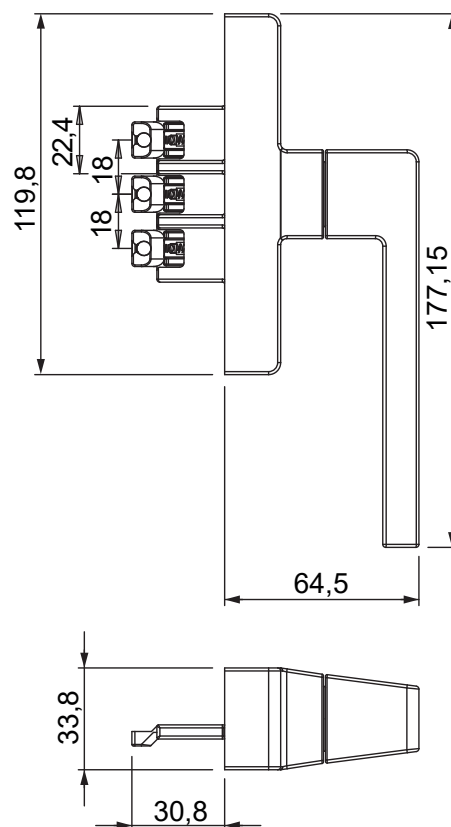
Materials

Handle in die-cast aluminium
 Cremone case, gear racks in die-cast zamak
 Internal sheath and Hostaform plate
 Steel spring
 Stainless steel screws and fixing plate

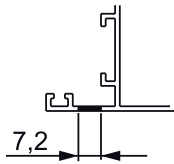
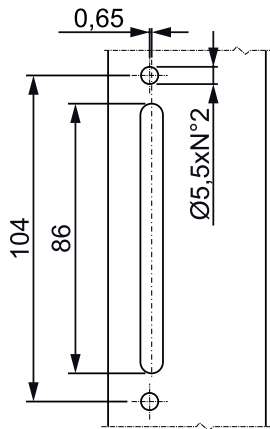
Overall dimensions of cremone for sash



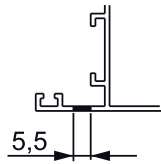
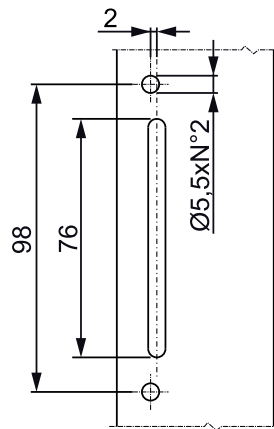
Overall dimensions of cremone for tilt-and-turn



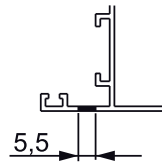
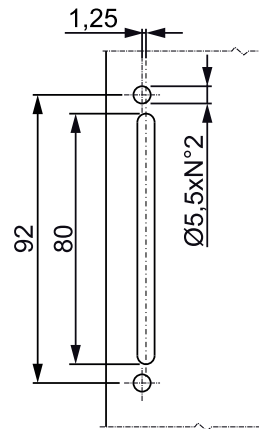
C/C distance machining 104 mm



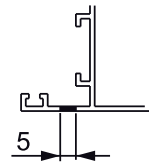
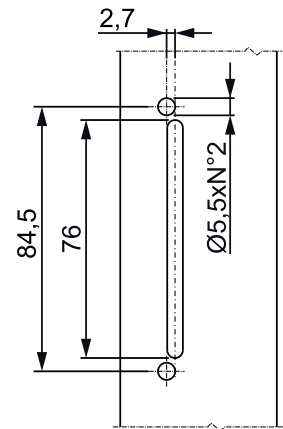
C/C distance machining 98 mm



C/C distance machining 92 mm



C/C distance machining 84.5 mm



Item code	Description	PROFILE CROSS - SECTION	Type	C/C distances	Operation	Pull handle 0°	Pull handle 90°	Pull handle 135°	Pull handle 180°	Base Raw	Anodised Elox	Painted	Trend/Gold Brass	Pieces per pack
00957	KORA CREMONE	C001-C002-C003-C004-C005-C006-C007-C008-C009-C010-C012-C013-C014-C015-C016-C017-P001-P002-P004-P005-P006-P007-P008-P009-P010	Sash	104 - 98 - 92 - 84	two-way	closed	open	-	-	X		X	X	10
00959	KORA T/T MICRO-VENTILATION CREMONE	C001-C002-C003-C004-C005-C006-C012-C013-C014-C015-C016-C017	Tilt-and-turn window (microventilation)	104 - 98 - 92 - 84	one-way	closed	open	micro	bot-tom-hung windows	X		X	X	10