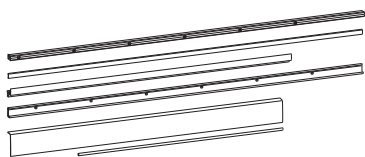


PROFILES SET



Functions

Profiles with the function of supporting and guiding in the phase of operating the sliding sash and with the function of a stylish cover for the GS1000 tilt and slide system.

Online data sheet



Technical features

Each set of profiles consists of:

- top guards and track
- bottom guards and track
- screw protection plug
- pulley connection rod

The profiles set is available in various sizes, depending on the width of the sash to be constructed.

The bottom rail always has an anodised, silver or black finish.

The fixing of the profiles is by means of self-threading screws (supplied with the set of pulleys).

There are specific templates for the installation of the various profiles.

Materials

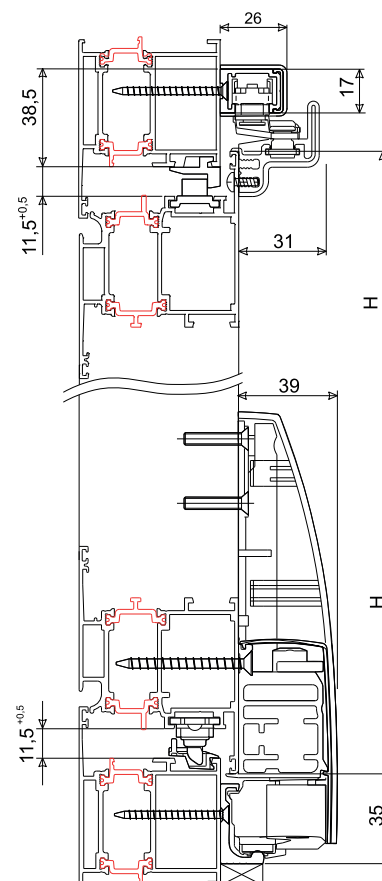
Rails and covers made of extruded aluminium

PVC screw cover rod (*)

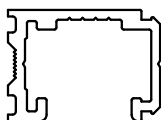
Steel connection rod

(*) Available in the basic finishes of white, black and grey, combined with the various profile set finishes.

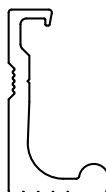
Application section



09768
(single profile)



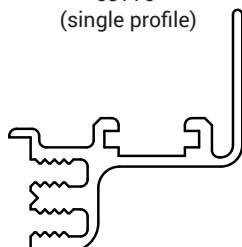
09769
(single profile)



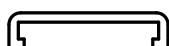
09771
(single profile)



09770
(single profile)



09772
(single profile)



09773
(single profile)



Item code	Description	Range [mm]	PROFILE CROSS - SECTION	GS1000-ML	GS1000-HL	GS1000-HD 100	GS1000-HD 160	GS1000-HD 200	Base Raw	Anodised Elox	Painted	Trend/Gold Brass	Pieces per pack
09761	630-880 PROFILES SET	630÷880	-	X	X	X	X	-	X	X	X		1
09762	881-1080 PROFILES SET	881÷1080	-	X	X	X	X	-	X	X	X		1
09763	1081-1280 PROFILES SET	1081÷1280	-	X	X	X	X	X	X	X	X		1
09764	1281-1480 PROFILES SET	1281÷1480	-	X	X	X	X	X	X	X	X		1
09765	1481-1680 PROFILES SET	1481÷1680	-	-	X	-	X	X	X	X	X		1
09766	1681-2000 PROFILES SET	1681÷2000	-	-	-	-	X	X	X	X	X		1

SINGLE PROFILES

Item code	Description	Range [mm]	PROFILE CROSS - SECTION	GS1000-ML	GS1000-HL	GS1000-HD 100	GS1000-HD 160	GS1000-HD 200	Base Raw	Anodised Elox	Painted	Trend/Gold Brass	Pieces per pack
09768	TOP RAIL L=6000 mm	-	-	X	X	X	X	X	X	X	X		1
09769	BOTTOM RAIL L=6000 mm	-	-	X	X	X	X	X	X	X			1
09770	TOP GUARD L=6000 mm	-	-	X	X	X	X	X	X	X	X		1
09771	BOTTOM GUARD L=6000 mm	-	-	X	X	X	X	X	X	X	X		1
09772	PVC SCREW COVER L=6000 mm	-	-	X	X	X	X	X	X				1
09773	PULLEY CONNECTION ROD L=4000 mm	-	-	X	X	X	X	X	X				1