


SKG - CHIC 100 SIDE-HUNG HINGES AND ARMS



Functions

Set of hinges (top and bottom) for side-hung or secondary sash with tilt-and-turn CHIC 3D 100.

Online data sheet



Technical Features

Sash opening to 180°.

Maximum load capacity 100 kg.

Assembly is simple, fast and easy using the special pre-assembled cams.

When there is an additional fastening mechanism, you need to use the CHIC fastening element.

Both hinges are adjustable (3D).

If opening is obstructed, you need to use the FRIZ limitation arm.

CAUTION: This hinge is designed to be used only on inward opening casements and is not suitable for outward opening casements.

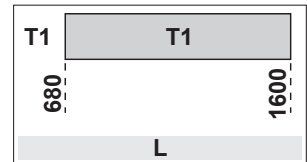
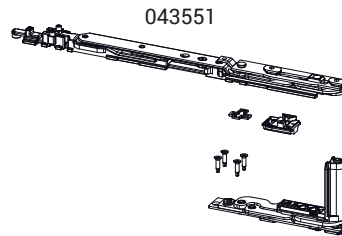
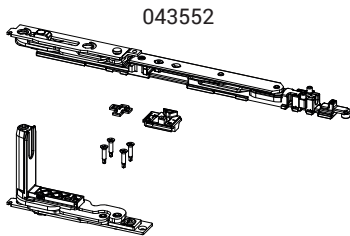
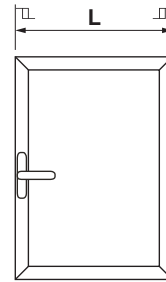
Materials

Corner support made of zamak

Connecting brackets and hinge plates made of zinc plated steel

Pins made of 304 grade stainless steel and aluminium bronze

Cams made of zinc plated steel




Sash opening



Item code	Description	PROFILE CROSS - SECTION	A (mm)	Hand	Base Raw	Anodised Elox	Painted	Trend/Gold Brass	Pieces per pack
043551	CHIC - T1 ARM T&T KIT	C001-C002-C003-C005-C006	98	RX	X				10
043552	CHIC - T1 ARM T&T KIT	C001-C002-C003-C005-C006	98	LX	X				10

SKG - CHIC 100 SIDE-HUNG HINGES AND ARMS



Functions

Set of hinges (top and bottom) for side-hung or secondary sash with tilt-and-turn CHIC 3D 100.

Online data sheet


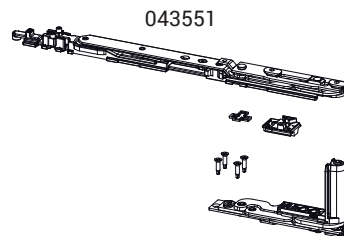
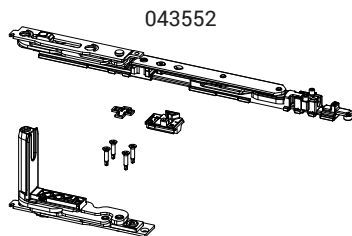
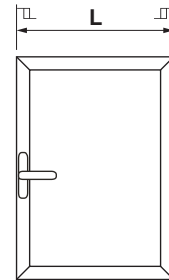


Technical Features

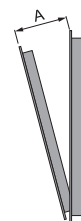
Sash opening to 180°. Maximum load capacity 100 kg. Assembly is simple, fast and easy using the special pre-assembled cams. When there is an additional fastening mechanism, you need to use the CHIC fastening element. Both hinges are adjustable (3D). If opening is obstructed, you need to use the FRIZ limitation arm. **CAUTION:** This hinge is designed to be used only on inward opening casements and is not suitable for outward opening casements.

Materials

Corner support made of zamak
Connecting brackets and hinge plates made of zinc plated steel
Pins made of 304 grade stainless steel and aluminium bronze
Cams made of zinc plated steel



Sash opening



Item code	Description	PROFILE CROSS - SECTION	A (mm)	Hand	Base Raw	Anodised Elox	Painted	Trend/Gold Brass	Pieces per pack
043551	CHIC - T1 ARM T&T KIT	C001-C002-C003-C005-C006	98	RX	X				10
043552	CHIC - T1 ARM T&T KIT	C001-C002-C003-C005-C006	98	LX	X				10