

SKG - CHIC 130 SIDE-HUNG HINGES AND ARMS



Functions

Set of hinges (top and bottom) for side-hung or secondary sash with tilt-and-turn CHIC 3D 130.

Online data sheet

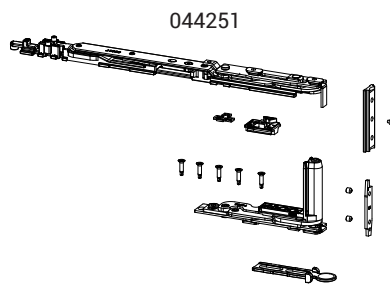
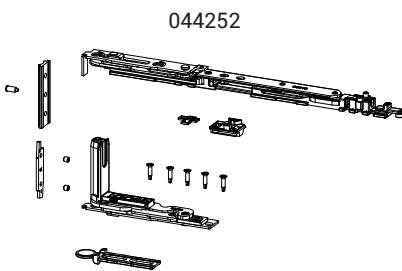
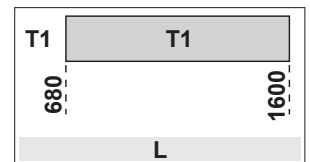
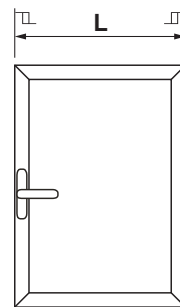


Technical Features

- Sash opening to 180°.
- Maximum load capacity 130 kg.
- Assembly is simple, fast and easy using the special pre-assembled cams.
- When there is an additional fastening mechanism, you need to use the CHIC fastening element.
- Both hinges are adjustable (3D).
- If opening is obstructed, you need to use the FRIZ limitation arm.
- CAUTION:** This hinge is designed to be used only on inward opening casements and is not suitable for outward opening casements.

Materials

- Corner support made of zamak
- Connecting brackets and hinge plates made of zinc plated steel
- Pins made of 304 grade stainless steel and aluminium bronze
- Cams made of zinc plated steel



Sash opening



Item code	Description	PROFILE CROSS - SECTION	A (mm)	Hand	Base Raw	Anodised Elox	Painted	Trend/Gold Brass	Pieces per pack
044251	CHIC - T1 ARM T&T KIT	C001	98	RX	X				10
044252	CHIC - T1 ARM T&T KIT	C001	98	LX	X				10

SKG - CHIC 130 SIDE-HUNG HINGES AND ARMS



Functions

Set of hinges (top and bottom) for side-hung or secondary sash with tilt-and-turn CHIC 3D 130.

Online data sheet

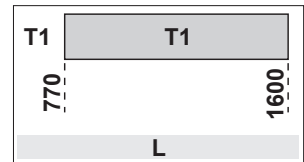
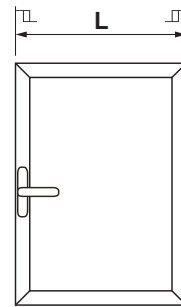


Technical Features

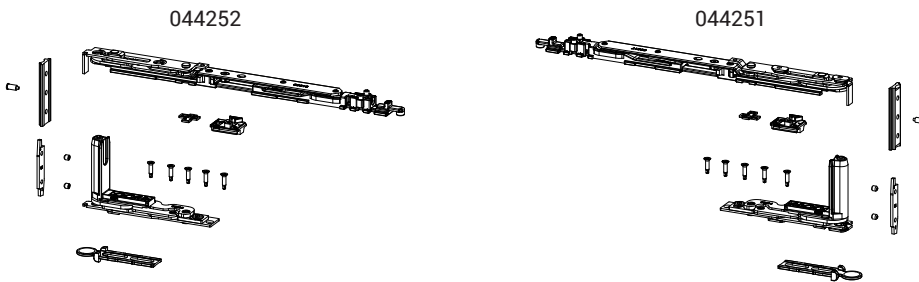
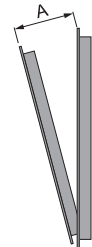
Sash opening to 180°.
 Maximum load capacity 130 kg.
 Assembly is simple, fast and easy using the special pre-assembled cams.
 When there is an additional fastening mechanism, you need to use the CHIC fastening element.
 Both hinges are adjustable (3D).
 If opening is obstructed, you need to use the FRIZ limitation arm.
CAUTION: This hinge is designed to be used only on inward opening casements and is not suitable for outward opening casements.

Materials

Corner support made of zamak
 Connecting brackets and hinge plates made of zinc plated steel
 Pins made of 304 grade stainless steel and aluminium bronze
 Cams made of zinc plated steel



Sash opening



Item code	Description	PROFILE CROSS - SECTION	A (mm)	Hand	Base Raw	Anodised Elox	Painted	Trend/Gold Brass	Pieces per pack
044251	CHIC - T1 ARM T&T KIT	C001	98	RX	X				10
044252	CHIC - T1 ARM T&T KIT	C001	98	LX	X				10