

## SKG - CHIC 130 TILT-AND-TURN HINGES AND ARMS



### Functions

Set of hinges (top and bottom), completely pre-assembled and ready to be installed on the profile.

Online data sheet



### Technical Features

They enable tilt-and-turn opening combined with the mechanisms. Micro-ventilation and logica versions.

The arm is equipped with micro-ventilation as standard (adjustable).

Moving the fastening pawl takes the arm from conventional to logica.

The T2 arm is adjustable: the opening "A" goes from 178 mm (base) to 148 mm.

### Materials

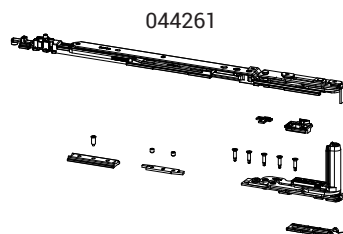
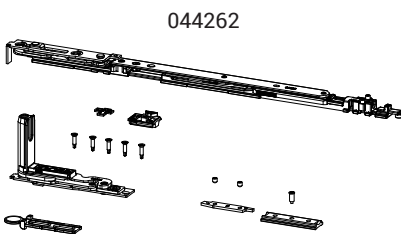
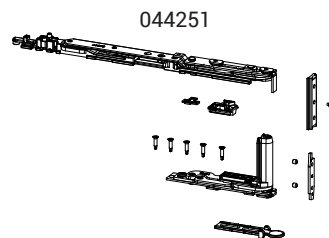
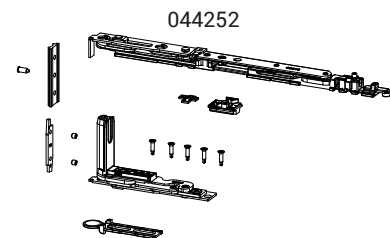
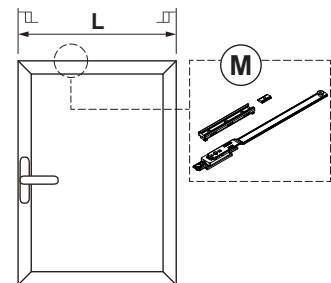
Corner support made of zamak

Connecting brackets and hinge plates made of zinc plated steel

Pins made of 304 grade stainless steel and aluminium bronze

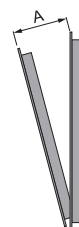
Cams made of zinc plated steel

Connecting bracket and arm rod made of 304 grade stainless steel



T2		T2		T2+M
T1	T1	T1	T1+M	
680	805	1000	1130	1600
L				

Sash opening



Item code	Description	PROFILE CROSS - SECTION	A (mm)	Hand	Base Raw	Anodised Elox	Painted	Trend/Gold Brass	Pieces per pack
044251	CHIC - T1 ARM T&T KIT	C001	98	RX	X				10
044252	CHIC - T1 ARM T&T KIT	C001	98	LX	X				10
044261	CHIC - T2 ARM T&T KIT	C001	148÷178	RX	X				10
044262	CHIC - T2 ARM T&T KIT	C001	148÷178	LX	X				10

## SKG - CHIC 130 TILT-AND-TURN HINGES AND ARMS



### Functions

Set of hinges (top and bottom), completely pre-assembled and ready to be installed on the profile.

Online data sheet

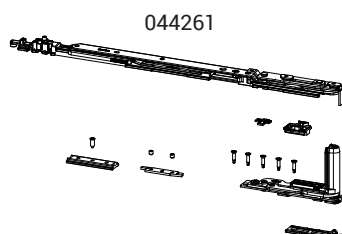
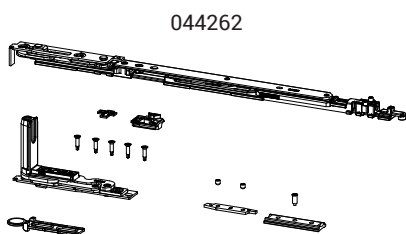
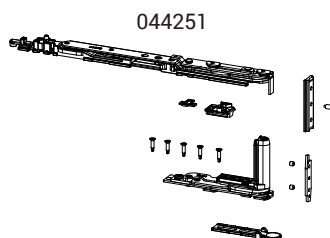
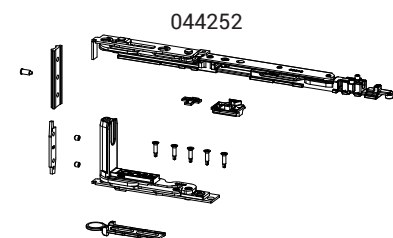
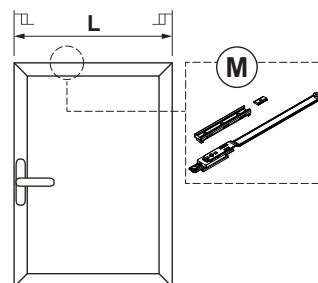


### Technical Features

They enable tilt-and-turn opening combined with the mechanisms.  
 Micro-ventilation and logica versions.  
 The arm is equipped with micro-ventilation as standard (adjustable).  
 Moving the fastening pawl takes the arm from conventional to logica.  
 The T2 arm is adjustable: the opening "A" goes from 178 mm (base) to 148 mm.

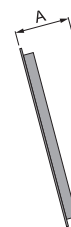
### Materials

Corner support made of zamak  
 Connecting brackets and hinge plates made of zinc plated steel  
 Pins made of 304 grade stainless steel and aluminium bronze  
 Cams made of zinc plated steel  
 Connecting bracket and arm rod made of 304 grade stainless steel



T2		T2		T2+M
T1	T1	T1	T1+M	
770	890	1090	1210	1600
L				

Sash opening



Item code	Description	PROFILE CROSS - SECTION	A (mm)	Hand	Base Raw	Anodised Elox	Painted	Trend/Gold Brass	Pieces per pack
044251	CHIC - T1 ARM T&T KIT	C001	98	RX	X				10
044252	CHIC - T1 ARM T&T KIT	C001	98	LX	X				10
044261	CHIC - T2 ARM T&T KIT	C001	148÷178	RX	X				10
044262	CHIC - T2 ARM T&T KIT	C001	148÷178	LX	X				10