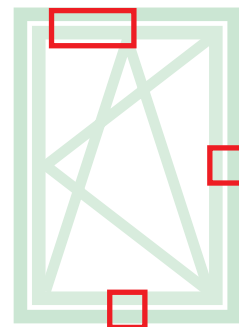


CHIUSURE ED ACCESSORI SUPPLEMENTARI FUTURA 3D 80 COM-PLANARE

Funzioni

Le chiusure supplementari danno la possibilità di aggiungere elementi di chiusura qualora aumentino le dimensioni dell'infisso o quando sia necessario avere dei punti di chiusura sui traversi o sul montante lato cerniere.

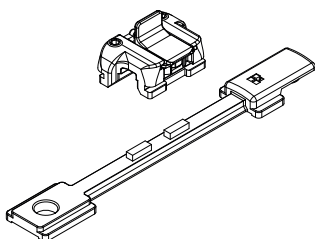
Sulla base delle dimensioni dell'infisso saranno da utilizzare in abbinamento a questo meccanismo le chiusure supplementari (per $H > 1200$ mm e $L > 1000$ mm) e il braccio supplementare (che è obbligatorio per $L > 1000$ mm)



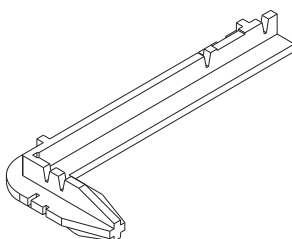
Scheda tecnica on-line



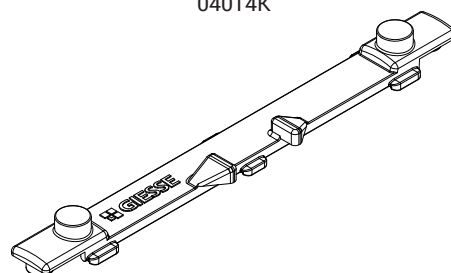
01299



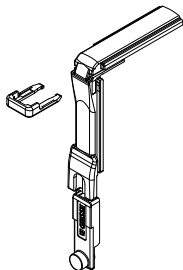
03520



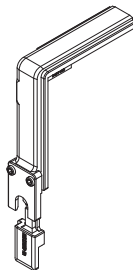
04014K



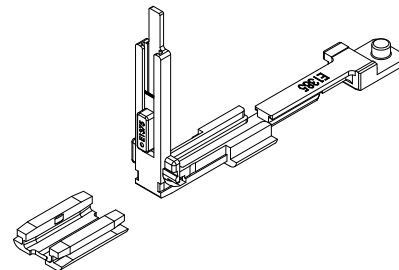
04019K



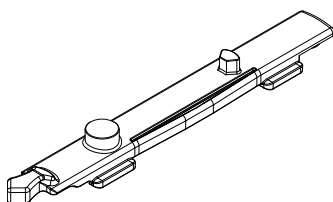
04020K



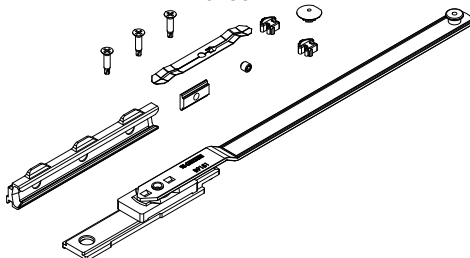
04024K



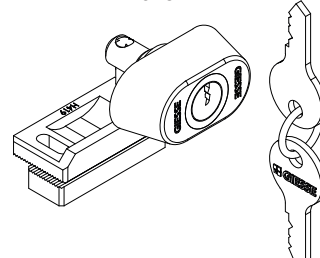
04026K



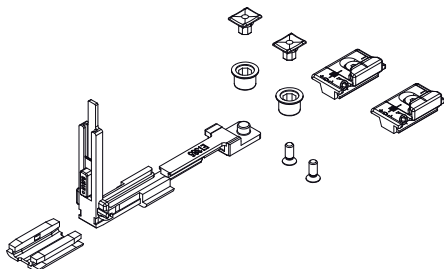
04301K



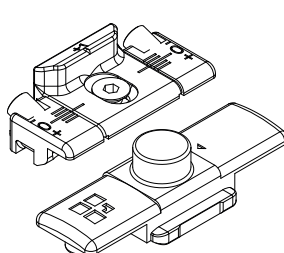
04311



04770K



04777K



Codice	Descrizione	Nodo tipo	Range (mm)	Versione	Base Grezzo	Anodizzato Elox	Verniciato	Trend/Oro Ottone	Pezzi per confezione
01299	DISPOSITIVO FALSA MANOVRA	C001-C002-C003-C004-C005-C006-C013-C014-C015-C016-C017	H > 620 HC > 250	-	X				10
03520	DIMA PER AR FUTURA	C001-C002-C003-C004-C005-C006-C011-C012-C013-C014-C015-C016-C017	-	-	X				20
04014K	TRAIINO A/R FUTURA	C001-C002-C003-C004-C005-C006-C013-C014-C015-C016-C017	-	-	X				10
04019K	RINVIO D'ANGOLO PISTA 15/20 FUTURA	C001-C002-C003-C004-C005-C006-C009-C010-C011-C012-C013-C014-C015-C016-C017	-	-	X				10
04020K	RINVIO D'ANGOLO FUTURA	C001-C002-C003-C004-C005-C006-C009-C010-C011-C012-C013-C014-C015-C016-C017-P001-P002-P003-P004-P005-P006-P007-P008-P009-P010	-	-	X				50
04024K	RINVIO D'ANGOLO PER ANTIEF-FRAZIONE FUTURA	C001-C002-C003-C004-C005-C006-C013-C014-C015-C016-C017	-	-	X				10
04026K	PUNTALE A/R FUTURA	C001-C002-C003-C004-C005-C006-C013-C014-C015-C016-C017	-	-	X				10
04301K	BRACCIO SUPPLEMENTARE AR FUTURA	C001-C002-C003-C004-C005-C006	L > 1000	-	X				5
04311	SERRATURA BLOCCAGGIO APERTURA AD ANTA	C001-C002-C003-C004-C005-C006-C007-C013-C014-C015-C016-C017	-	-	X				10
04770K	CHIUSURA SUPPLEMENTARE FUTURA	C001-C002-C003-C004-C005-C006-C013-C014-C015-C016-C017	H > 1200 L > 1000	-	X				10
04777K	CHIUSURA SUPPLEMENTARE FUTURA	C001-C002-C003-C004-C005-C006-C013-C014-C015-C016-C017	H > 1200 L > 1000	Logica	X				50