
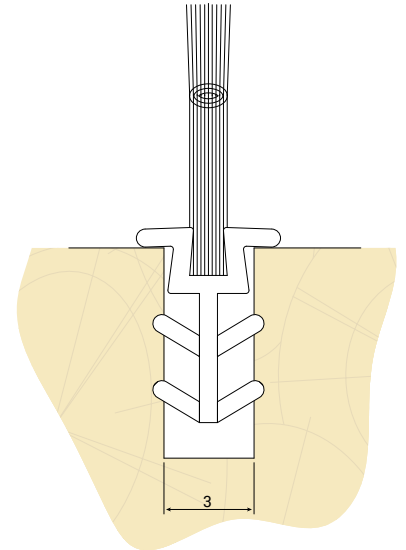
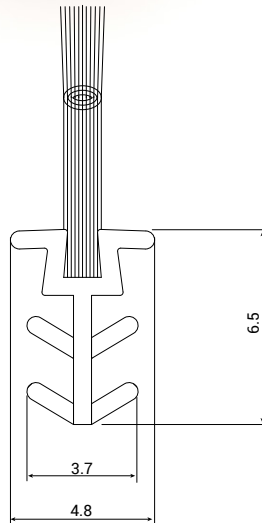


KERF PILE (KP): EXTRUDED BRUSH PILE SEALS



Soft silicone treated multifilament pile yarn on a dedicated extruded base designed to fit a timber groove. Easy insertion and excellent retention in the profile.



TECHNICAL SPECIFICATION

STANDARD SOLUTIONS

Groove width	Min. groove depth	Brush height	Brush density (P)
3 mm	7 mm	$6,0 < H \leq 20,0$ mm (+0,50/-0,50 mm) with 1,0 mm intervals	5P

Pile Colours (≈ RAL)

9003	7045	9005	1011	8028
White	Silver Grey	Black	Beige	Brown