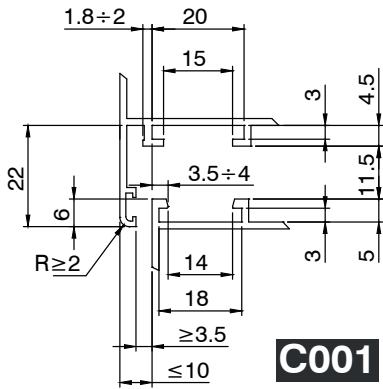
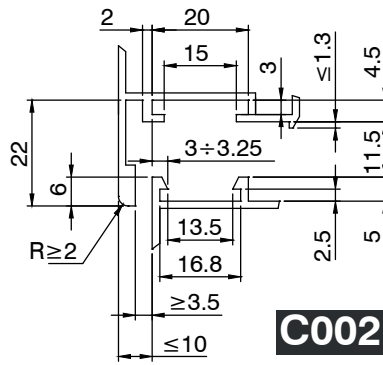


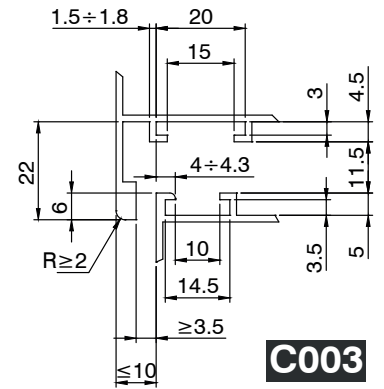
NŒUD TYPE FRAPPE C



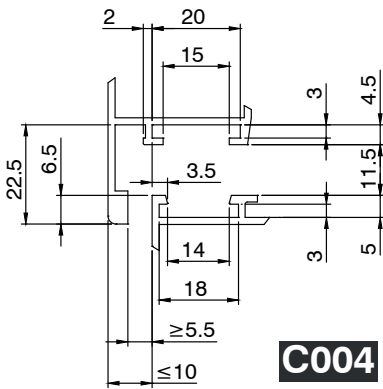
**C001**



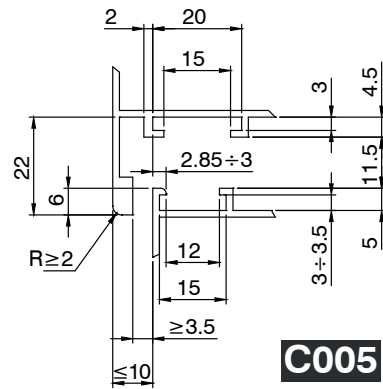
**C002**



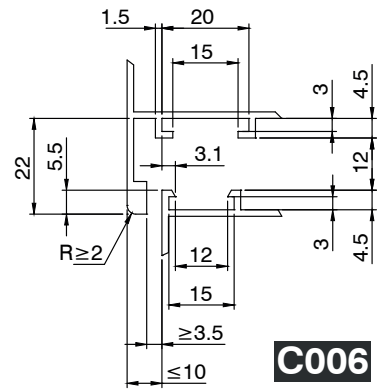
**C003**



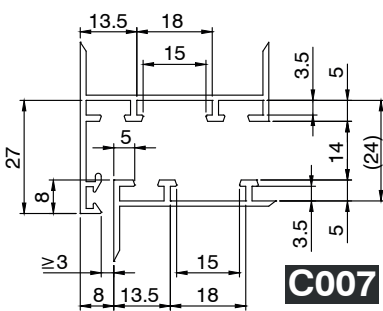
**C004**



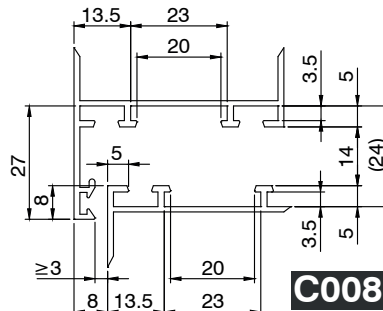
**C005**



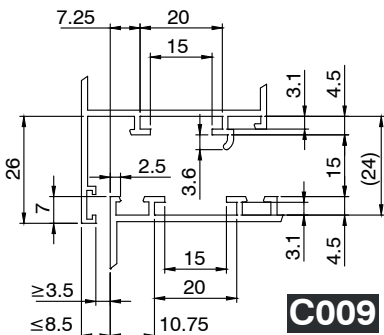
**C006**



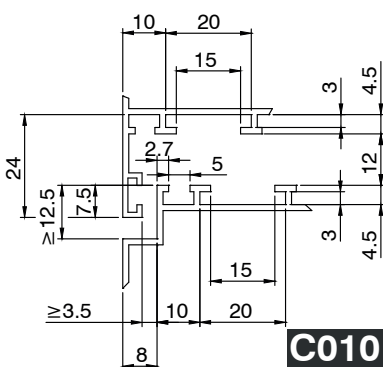
**C007**



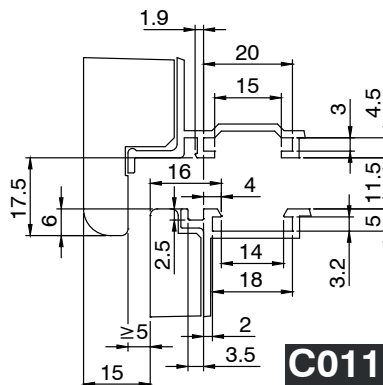
**C008**



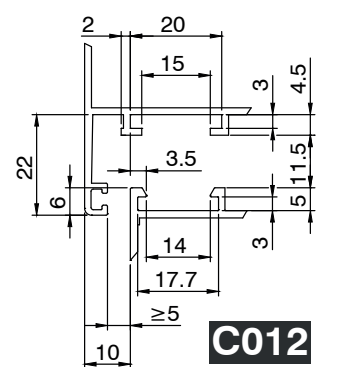
**C009**



**C010**

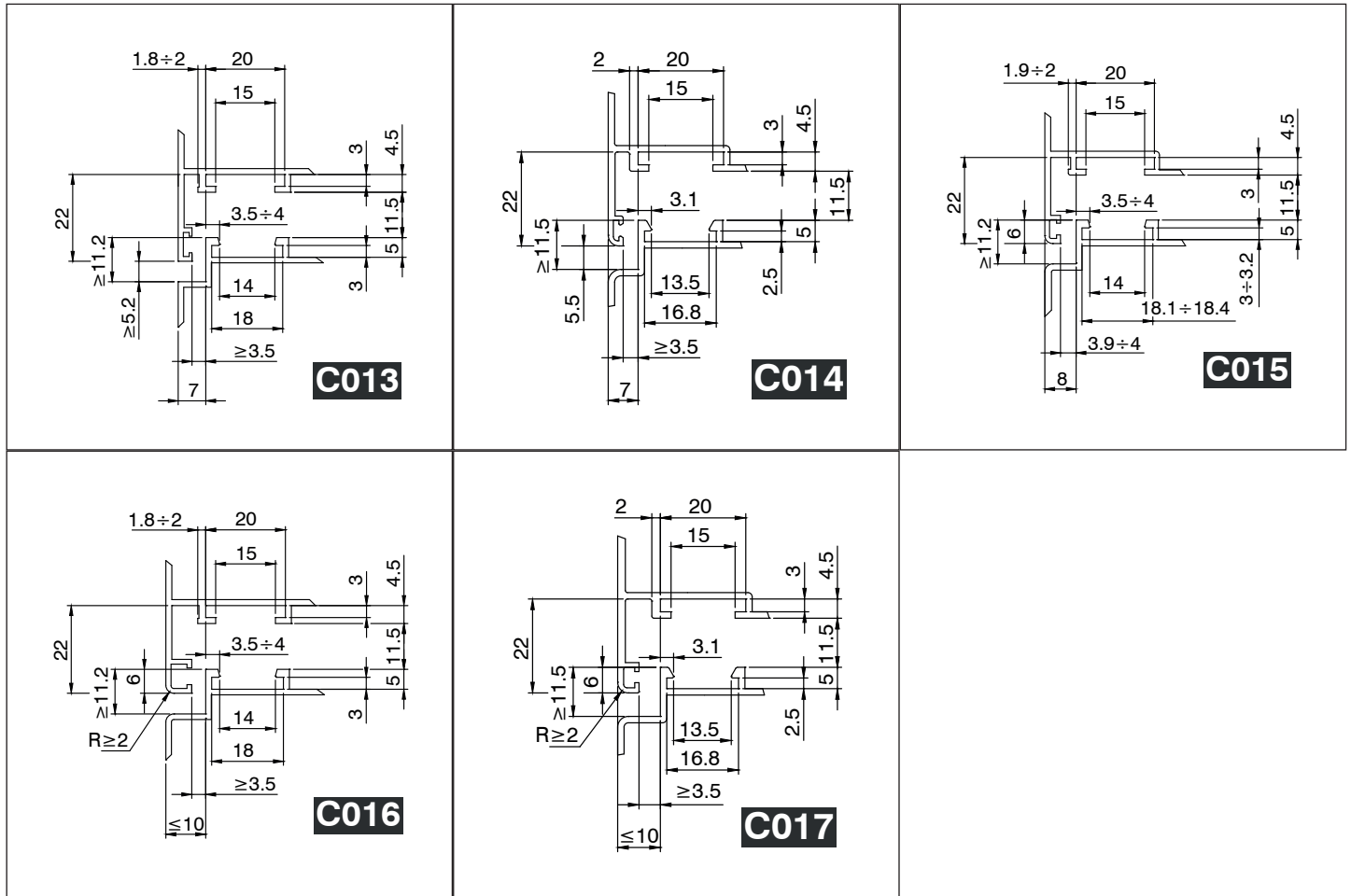


**C011**



**C012**

## NŒUD TYPE FRAPPE C



Pour la correcte correspondance série/code veuillez consulter le catalogue en ligne.

# NŒUD TYPE FRAPPE C

## - ENTREPRISES - SÉRIES/SYSTÈMES

### C001

A.SER - CLASSICA  
 A.SER - MODENA  
 ADOPEN - AD 55  
 ADOPEN - AD 55TT  
 AKFA GROUP - AKI65  
 ALCAR - AE0943  
 ALCAS - AW 50  
 ALCEMAR - MONACO  
 ALDOM - TB65LT  
 ALEXIA - ATLAS 65  
 ALEXIA - HT 54-72  
 ALLCO - EXPORT 45  
 ALLCO - EXPORT 50  
 ALLCO - EXPORT 50TT  
 ALLCO - K40 SORMONTO  
 ALPROF - T72  
 ALSISTEM - ECOSLIM 50 TT  
 ALSISTEM - ECOSLIM 62 TT  
 ALSISTEM - PLANET 45  
 ALSISTEM - PLANET 50 PLUS  
 ALSISTEM - PLANET 62 PLUS  
 ALSISTEM - PLANET 62 TT  
 ALSISTEM - PLANET 72 HT  
 ALSISTEM - PLANET 72 PLUS  
 ALUGOM - ALG 55 ESTANDAR  
 ALUGOM - ALG 65 OPTIMA  
 ALUGOM - ALG 65 OPTIMA HS  
 ALUGOM - ALG 75 MAXIMA  
 ALUGOM - ALG 75 MAXIMA HS  
 ALUMAFEL - UNNO  
 ALUMAFEL - UNNO-THERMIC  
 ALUMEC - SYNTHESIS 45  
 ALUMEC - SYNTHESIS 52  
 ALUMEC - SYNTHESIS-57  
 ALUMIL - M11500  
 ALUMIL - M9400  
 ALUMIL - S 77  
 ALUMIL - S60  
 ALUPROF - MB-70 HI  
 BURAK ALUMINIUM - BM 72  
 CAPPELLO GROUP SPA - EK53TH  
 CAPPELLO GROUP SPA - EK58TH  
 CAPPELLO GROUP SPA - EK61TH  
 CORTIZO - COR 3500  
 CORTIZO - COR 60 HO  
 CORTIZO - COR 70 HO  
 CUHADAROGLU - DE 60  
 CUHADAROGLU - ST 70  
 CUHADAROGLU - ST 80  
 DOMAL HYDRO BUILDING SYSTEM IT - AVANTIS 70  
 DOMAL HYDRO BUILDING SYSTEM IT - DOMAL EXTRATHERMIC 62  
 DOMAL HYDRO BUILDING SYSTEM IT - DOMALBREAKPA52  
 DOMAL HYDRO BUILDING SYSTEM IT - DOMALBREAKPA63  
 DOMAL HYDRO BUILDING SYSTEM IT - DOMALBRIGHT PA70S  
 DOMAL HYDRO BUILDING SYSTEM IT - PERFORMANCE 70  
 DOMAL HYDRO BUILDING SYSTEM IT - STOPPER PG  
 DOMAL HYDRO BUILDING SYSTEM IT - TOP TB 65  
 ENDER ALUMINIUM - EIN 55  
 ENDER ALUMINIUM - EIN 64  
 ENDER ALUMINIUM - EIN 74  
 ETA - START 410  
 ETA - START 470 TT  
 ETA - START 510  
 ETA - START 560 TT  
 ETA - START 640 TT  
 ETNALL - ET 45  
 EVEREST - 70000  
 EXTRUGAL - P45  
 FEAL - TERMO 65  
 FEAL - TERMO 85  
 FRESIA - PLANET 50 TT  
 GASTALDELLO - EL65LL-AS  
 GEAL - HP 600  
 GEAL - HP 600 ANTA STYLE  
 GEAL - HP 700  
 GEAL - HP 820  
 GEAL - HP SYSTEM SLIM  
 HILAL ALUMINIUM - H 55  
 INDINVEST - GOLD 400  
 INDINVEST - GOLD 450  
 INDINVEST - GOLD 450TT  
 INDINVEST - GOLD 500  
 INDINVEST - GOLD 600  
 INESPAL - A54 RPT  
 ITESAL - IT45 - RPT  
 ITESAL - IT61 - RPT  
 KAWNEER - ALCOA BRASIL - NG7  
 KRISTALL - KEEPER 61/68  
 MERIDIONALE ALLUMINIO - MA 72 HP  
 METRA - NC 65 STH HES  
 MEXALL - MX70  
 MV ABITHAL - ABITHAL-GREEN  
 ORIGINAL SYSTEM HYDRO BUILDING - R 72CE

PONZIO - WINDSTOP 45  
 PONZIO - WINDSTOP 45TT  
 PONZIO - WINDSTOP 55TT  
 PONZIO - WINDSTOP 65 TH  
 PONZIO - WS 75 AS  
 PROFILATI - EKU 40  
 PROFILATI - EKU 52TT  
 PROFILATI - EKU 53  
 PROFILATI - EKU 53TT  
 PROFILATI - EKU 64TT  
 PROFILATI - EKU 66TT  
 PROFILATI - EKU 72TT  
 Q SYSTEM - Q57  
 QALEX - POLAR 47  
 SISTEM ALUMINIUM - W55 SERIES W1  
 TECHNAL - UNNO THERMIC  
 TECNO FURNITURE - PR50  
 TECNO FURNITURE - PR50 TT  
 TECNO FURNITURE - PR65 TT  
 TGP SISTEMI - TGP 45  
 TGP SISTEMI - TGP TH 52  
 TGP SISTEMI - TGP TH 60  
 TGP SISTEMI - TGP TH 68  
 TOMA - ATLANTIS 45  
 TOMA - ATLANTIS 55TT  
 TOMA - ATLANTIS 68TT  
 TOMA - TIERRE 640TH  
 TWIN SYSTEM - CX 600  
 TWIN SYSTEM - CX 650  
 TWIN SYSTEM - CX 700  
 ULUSAN - AW 50  
 ULUSAN - AWT 58  
 ULUSAN - AWT 64

### C002

GIUGNI - GIUGNI TT  
 METRA - NC 50 STH  
 METRA - NC 50I  
 METRA - NC 55I  
 METRA - NC 65 STH  
 METRA - NC 72 STH

### C003

ALUK - REVA 54  
 GUTMANN - S70  
 HEROAL - 110 ES  
 INSTALLUX - ESPACE 40  
 INSTALLUX - ESPACE 50  
 INSTALLUX - ESPACE 50TH  
 RESCARA INTERNATIONAL - P69  
 REYNAERS - CS 45 PA  
 REYNAERS - XS50  
 REYNAERS - XS68

### C004

INDINVEST - PLATHINA 69  
 INDINVEST - PLATHINA 75

### C005

ALUMAFEL - FORMA  
 ALUMAFEL - FORMA-THERMIC

### C006

GULF EXTRUSION - 45 mm GULF  
 TECHNAL - FC

### C007

ETA - ER 670  
 ETA - ER 730  
 ETA - ER 750 TT  
 ETNALL - TT 50  
 GASTALDELLO - NEWTEC 50  
 GASTALDELLO - NEWTEC 52  
 GASTALDELLO - NEWTEC 60  
 GASTALDELLO - NEWTEC 65  
 GASTALDELLO - NEWTEC 68  
 GASTALDELLO - NT 65  
 ORIGINAL SYSTEM HYDRO BUILDING - R 40  
 ORIGINAL SYSTEM HYDRO BUILDING - R 50TT  
 ORIGINAL SYSTEM HYDRO BUILDING - R 62TT  
 ORIGINAL SYSTEM HYDRO BUILDING - R 72TT  
 ORIGINAL SYSTEM HYDRO BUILDING - R 85TT  
 PONZIO - NEWTEC 50  
 PONZIO - NEWTEC 50 PERSIANE  
 PONZIO - NEWTEC 52  
 PONZIO - NEWTEC 60  
 PONZIO - NEWTEC 65  
 PONZIO - NEWTEC 68  
 TECNO FURNITURE - PR58  
 TECNO FURNITURE - PR66 TT  
 TOMA - RS 67TT  
 TWIN SYSTEM - RX 450  
 TWIN SYSTEM - RX 600  
 TWIN SYSTEM - RX 700  
 TWIN SYSTEM - RX 700 HP

### C008

ORIGINAL SYSTEM HYDRO BUILDING - R 50  
 ORIGINAL SYSTEM HYDRO BUILDING - R 60TT

### C009

ALLCO - ALL CO 5S  
 ALLCO - ALLCO 5S TT  
 ALLCO - NEW AGE

### C010

ETNALL - ET 40  
 ETNALL - ET 43  
 METRA - NUOVO NC40S  
 MV ABITHAL - ABITHAL POINT  
 PROFILATI - PE 40 SISTEMA1  
 PROFILATI - PE 50 SISTEMA1  
 PROFILATI - PE 58TT SORMONTO

### C011

PROFILATI - THERMOLEGNO

### C012

DOMAL HYDRO BUILDING SYSTEM IT - AVANTIS 55

### C013

ALUAR - A30-NEW PORTE  
 DOMAL HYDRO BUILDING SYSTEM IT - DOMAL EXTRATHERMIC 62  
 DOMAL HYDRO BUILDING SYSTEM IT - DOMALBREAKPA52  
 DOMAL HYDRO BUILDING SYSTEM IT - DOMALBREAKPA63  
 DOMAL HYDRO BUILDING SYSTEM IT - DOMALBRIGHT PA70S  
 DOMAL HYDRO BUILDING SYSTEM IT - STOPPER PG  
 ETNALL - ET 45

### C015

INDINVEST - GOLD 400  
 INDINVEST - GOLD450  
 INDINVEST - GOLD450 TT  
 INDINVEST - GOLD500 TT  
 PROFILATI - EKU 53TT  
 PROFILATI - EKU 60TT  
 PROFILATI - EKU 80TT  
 TOMA - ATLANTIS 45 COMPLANARE  
 TOMA - ATLANTIS 55TT  
 TOMA - ATLANTIS 68TT

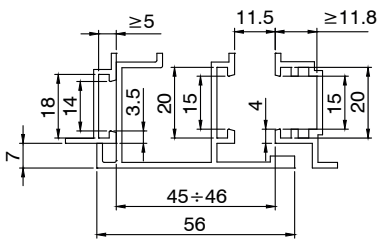
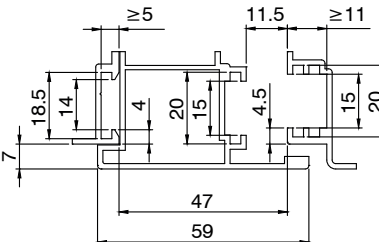
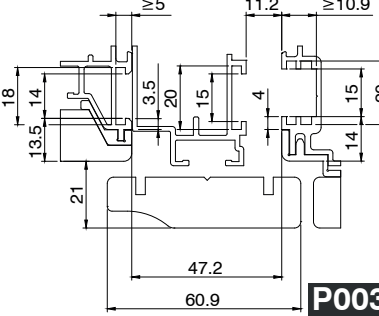
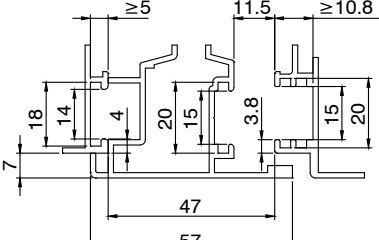
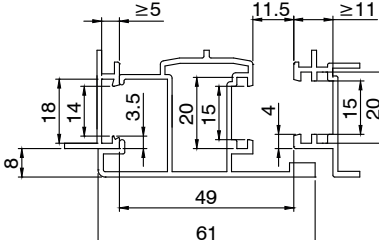
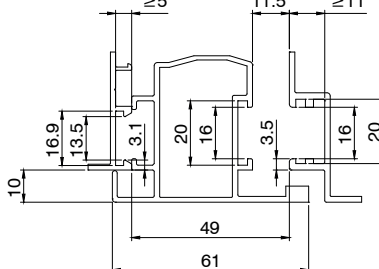
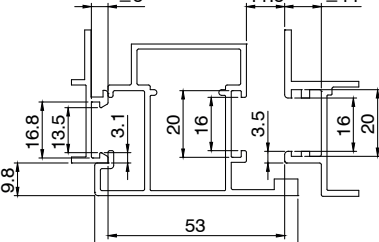
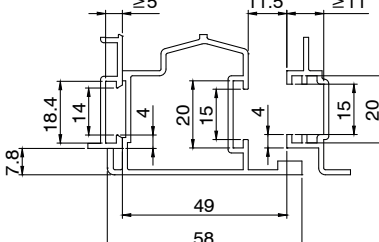
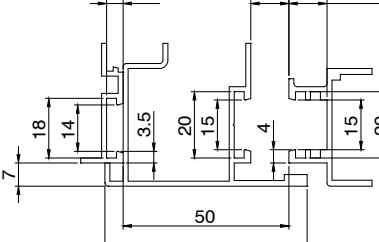
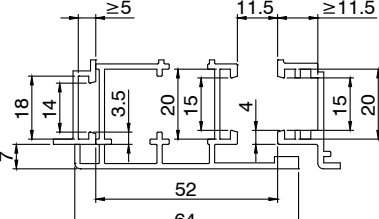

### C016

ALLCO - EXPORT 51TT  
 DOMAL HYDRO BUILDING SYSTEM IT - TOP TB 65  
 ETA - START 410  
 ETA - START 470 TT  
 ETA - START 510

### C017

METRA - NC 50 I  
 METRA - NC 50 STH  
 METRA - NC 65 STH  
 METRA - NC 72 STH

NŒUD TYPE BASCULANT P

 <p>Technical drawing of P001 showing dimensions: 7, 18, 14, 3.5, 20, 15, 4, 11.5, 15, 20, 45±46, 56, IV 5, IV 11.8.</p> <p><b>P001</b></p>	 <p>Technical drawing of P002 showing dimensions: 7, 18.5, 14, 4, 20, 15, 4.5, 11.5, 15, 20, IV 5, IV 11, 47, 59.</p> <p><b>P002</b></p>	 <p>Technical drawing of P003 showing dimensions: 18, 14, 13.5, 3.5, 20, 15, 4, 11.2, 14, 15, 20, 21, 47.2, 60.9, ≥5, ≥10.9.</p> <p><b>P003</b></p>
 <p>Technical drawing of P004 showing dimensions: 7, 18, 14, 4, 20, 15, 3.8, 11.5, 15, 20, IV 5, IV 10.8, 47, 57.</p> <p><b>P004</b></p>	 <p>Technical drawing of P005 showing dimensions: 8, 18, 14, 3.5, 20, 15, 4, 11.5, 15, 20, IV 5, IV 11, 49, 61.</p> <p><b>P005</b></p>	 <p>Technical drawing of P006 showing dimensions: 10, 16.9, 13.5, 3.1, 20, 16, 3.5, 11.5, 16, 20, IV 5, IV 11, 49, 61.</p> <p><b>P006</b></p>
 <p>Technical drawing of P007 showing dimensions: 9.8, 16.8, 13.5, 3.1, 20, 16, 3.5, 11.5, 16, 20, IV 5, IV 11, 53, 61.</p> <p><b>P007</b></p>	 <p>Technical drawing of P008 showing dimensions: 7.8, 18.4, 14, 4, 20, 15, 4, 11.5, 15, 20, IV 5, IV 11, 49, 58.</p> <p><b>P008</b></p>	 <p>Technical drawing of P009 showing dimensions: 7, 18, 14, 3.5, 20, 15, 4, 11.5, 15, 20, IV 5, IV 11.5, 50, 61.</p> <p><b>P009</b></p>
 <p>Technical drawing of P010 showing dimensions: 7, 18, 14, 3.5, 20, 15, 4, 11.5, 15, 20, IV 5, IV 11.5, 52, 64.</p> <p><b>P010</b></p>	 <p>Pour la correcte correspondance série/code veuillez consulter le catalogue en ligne.</p>	

## NŒUD TYPE BASCULANT P - ENTREPRISES - SÉRIES/SYSTÈMES

**P001**

DOMAL HYDRO BUILDING SYSTEM IT - DOMAL EXTRATHERMIC  
62  
DOMAL HYDRO BUILDING SYSTEM IT - DOMALBREAKPA52  
DOMAL HYDRO BUILDING SYSTEM IT - STOPPER PG

**P006**

ALUMIL - MU 11500  
METRA - NC 50 STH  
METRA - NC 50 I

**P007**

METRA - NC 65 STH

**P002**

ALLCO - EXPORT 45  
ALLCO - EXPORT 50  
ALLCO - EXPORT 50 TT  
MERIDIONALE ALLUMINIO - MA 72 HP  
PONZIO - WINDSTOP 55 TT

**P008**

PROFILATI - EKU 53  
PROFILATI - EKU 53 TT  
PROFILATI - EKU 64 TT  
PROFILATI - EKU WOOD 72TT

**P004**

MV ABITHAL - ABITHAL-GREEN  
MV ABITHAL - EURO KEEPER 45

**P009**

DOMAL HYDRO BUILDING SYSTEM IT - DOMALBREAKPA63  
DOMAL HYDRO BUILDING SYSTEM IT - DOMALBREAKPA70S

**P005**

INDINVEST - GOLD 400  
INDINVEST - GOLD 450  
INDINVEST - GOLD 450 TT  
INDINVEST - GOLD 500  
INDINVEST - GOLD 502 HC  
INDINVEST - GOLD 600  
TOMA - TIERRE 550 TH

**P010**

DOMAL HYDRO BUILDING SYSTEM IT - DOMALBRIGHT PA70S